



1,344,096

Total # of Text
Messages Delivered



1,296,047

Total # of Emails Delivered



63,825

Unique family voices
heard with Possip



15.15%

% of feedback in a language
other than English



862

Schools use Possip to collect
and analyze family feedback



8-14 times

Frequency of gathering community input
instead of depending on lengthy annual survey

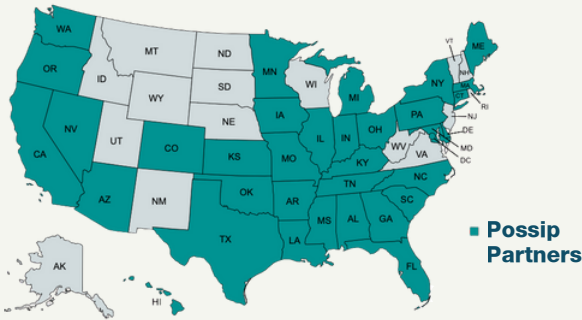


102,951

Total school
community voices

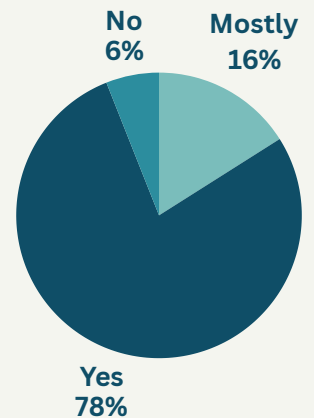
Our Partners

We serve **31 States + D.C.**



Are you happy with your school this week?

**Parents are
happy with
their schools
about 77.87%
of the time.**



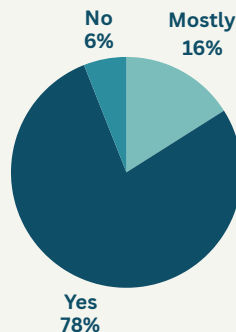
Possip in Numbers

~2:1 For every concern, there
are twice as many praises
for teachers and schools!

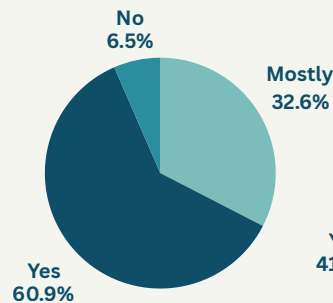
3,854 Unique staff voices
heard with Possip

School Sentiment Breakdown

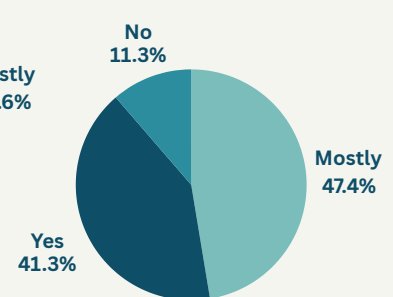
Parent



Staff



Student



**"We're a data driven organization, so when we were telling
leaders things, they would say 'show me the data' and now with
Possip we can show them what families are saying."**

—Leader at Uplift Education in TX